

## Momentum Flexible Factor Portfolio Range

### Momentum Flexible Factor 4 Portfolio

Factsheet at 30 June 2024

**Target:** CPI + 2% to 3%

**Investment horizon:** Four years

**Investments managed by:** Momentum Outcome-based Solutions (Pty) Ltd

#### 📄 Momentum outcome-based investing philosophy

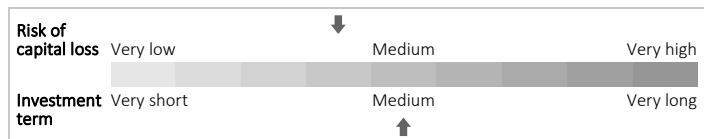
Investment success is about consistently maximising the probability of you achieving your investment goals – whether that is to preserve capital, generate an income stream in retirement or grow wealth within the parameters of a certain risk profile. In response to the ever-evolving investment landscape, we have constructed a range of outcome-based solutions that set their sights beyond mere benchmarks and instead focus on the things that matter the most to you – ensuring we maximise the probability of you achieving your investment goals. Outcome-based investing is about placing your goals at the centre of our investment process.

#### 📄 Investor profile and investment strategy

This portfolio is aimed at investors who are in the pre-retirement and consolidation phase of investing. It has a short- to medium-term investment horizon and, therefore, the aim is to maintain an average exposure of 43.5% to growth asset classes (local and global equities and property). The remaining exposure is to asset classes that should preserve the purchasing power of the capital accumulated. The portfolio consists of the full universe of asset classes, including global investments of up to 45%, and alternative asset classes. The allocation between asset classes, within these balanced mandates, is actively managed, taking the market environment into account. Through the optimum selection of asset classes, the probability of achieving the outcome is maximised within acceptable risk parameters. Performance fees may be paid within investment mandates, should they sufficiently enhance investment returns after fees. It is suitable as a stand-alone portfolio in retirement products, where compliance with Regulation 28 is specifically required.

#### 📌 Portfolio information

<b>Launch date:</b>	March 2011
<b>Benchmark:</b>	Composite: Local equity 20%; Local property 2.5%; Local bond 30%; Local cash 17%; Global equity 17.5%; Global property 3.5%; Global bond 5%; Global cash 4.5%
<b>Target:</b>	Inflation plus 2% to 3% over four-year rolling periods
<b>Reg. 28 compliant:</b>	Yes



#### 👤 Portfolio managers



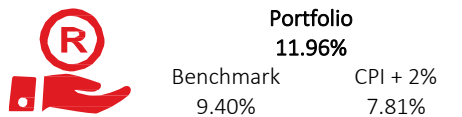
**Mohammed Sibda**  
BCom



**Nina Saad**  
BSc, CFA

#### 📈 Long-term outcomes

##### Return over the investment horizon



The annualised return over the investment horizon of the portfolio.

##### Hit rate



The percentage of times the portfolio achieved or exceeded CPI + 2% over rolling periods of the investment horizon.

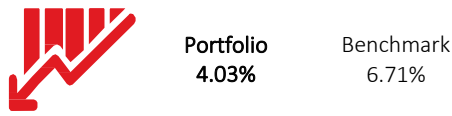
##### Average shortfall



The average shortfall relative to CPI + 2% over rolling periods of the investment horizon.

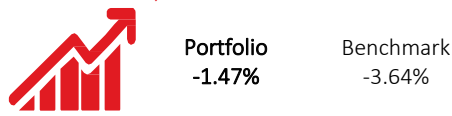
#### 📈 Short-term risk

##### Risk of negative one-year return



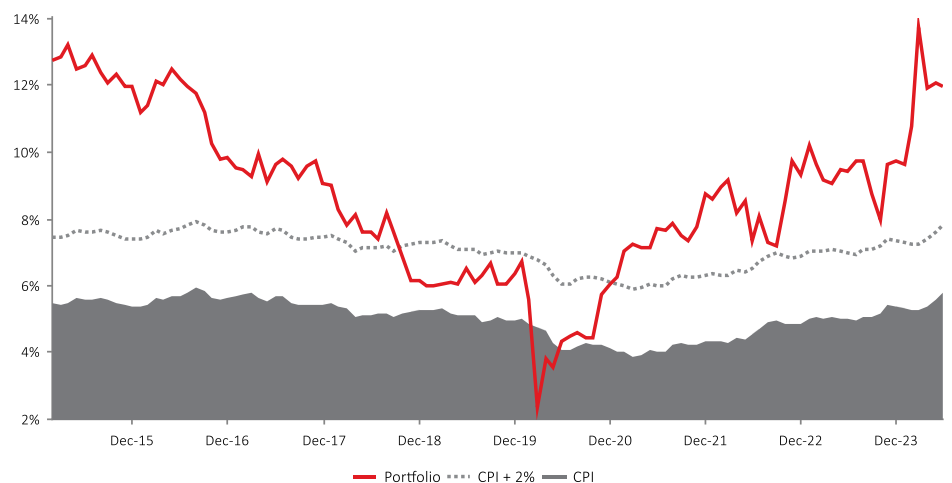
The likelihood of negative returns over any one-year rolling period.

##### Minimum one-year returns



The worst one-year return with a 95% likelihood.

#### 📈 Rolling returns over investment horizon



Returns over rolling periods of the investment horizon since launch.

## Investment returns

	One month	Three months	One year	Two years	Three years	Four years	Five years	Six years	Seven years	Launch
<b>Portfolio</b>	<b>1.71%</b>	<b>3.35%</b>	<b>10.42%</b>	<b>12.33%</b>	<b>10.33%</b>	<b>11.96%</b>	<b>9.65%</b>	<b>8.97%</b>	<b>8.84%</b>	<b>9.45%</b>
Benchmark <sup>1</sup>	2.27%	3.56%	11.30%	12.34%	8.92%	9.40%	7.09%	6.84%	6.98%	8.67%
Risk-adjusted ratio <sup>2</sup>					1.59	1.86	1.20	1.16	1.19	1.55
CPI + 2%	0.34%	1.71%	7.20%	7.75%	8.00%	7.81%	7.03%	6.94%	6.86%	7.31%

<sup>1</sup>The benchmark is calculated using the composite benchmark allocation.

<sup>2</sup>A ratio of the actual return achieved per unit of risk taken.

## Index returns

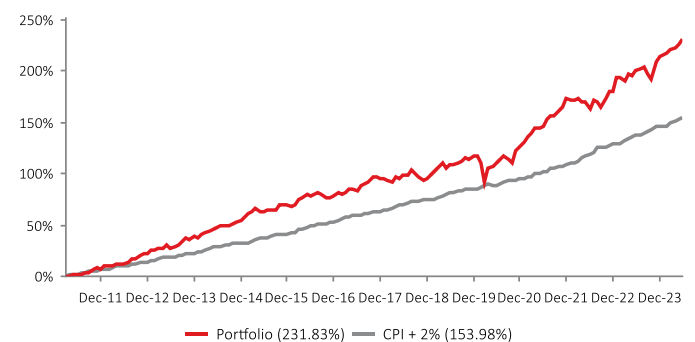
Asset class	Index	One month	One year	Two years	Three years	Four years	Five years	Strategic allocation
Local equity	FTSE/JSE Capped SWIX All Share Index	4.17%	10.04%	11.75%	10.12%	14.25%	8.74%	<b>20.00%</b>
Local property	FTSE/JSE All Property Index	6.23%	25.99%	17.16%	11.09%	14.55%	0.57%	<b>2.50%</b>
Local bond	FTSE/JSE All Bond Index	5.24%	13.73%	10.95%	7.62%	9.10%	7.82%	<b>30.00%</b>
Local cash	STeFI Composite Index	0.67%	8.55%	7.65%	6.48%	5.86%	6.06%	<b>17.00%</b>
Global equity	MSCI All Countries World Index	-0.28%	16.49%	23.77%	14.43%	14.95%	16.72%	<b>17.50%</b>
Global property	FTSE EPRA/NAREIT Developed Index	-2.52%	2.09%	6.53%	4.37%	5.95%	5.57%	<b>3.50%</b>
Global bond	FTSE World Government Bond Index	-3.05%	-3.81%	4.23%	1.04%	-3.88%	1.96%	<b>5.00%</b>
Global cash	ICE BofA US 1-Month Treasury Bill Index	-2.57%	2.15%	10.76%	12.20%	3.83%	7.76%	<b>4.50%</b>

## Investment manager returns

	One year	Three years	Seven years
<b>Local balanced</b>			
Abax Investments	11.96%	12.77%	9.11%
Coronation	15.00%	11.16%	9.47%
Foord	11.85%	11.25%	7.87%
Ninety One	8.88%	8.61%	8.65%
<b>Local absolute-return</b>			
Laurium	9.03%	9.47%	8.19%
M&G Investments	9.44%	9.91%	8.29%
Prescient	10.99%	9.12%	7.60%
Sanlam Investment Management	11.27%	9.82%	9.77%
Sentio	9.38%	7.09%	6.75%
<b>Local cash</b>			
ALUWANI	9.92%	7.83%	7.85%
Momentum Enhanced Yield	10.12%	7.81%	
Momentum Money Market	9.39%	7.31%	
<b>Local alternative</b>			
Momentum Aggressive FoHF	11.70%	10.81%	6.98%
Momentum Alternative Inv. (private equity BB)	1.63%	15.10%	4.96%
Momentum Moderate FoHF	13.17%	9.86%	8.70%
Momentum Special Opportunities	3.53%	7.66%	7.90%
<b>Global equity</b>			
Momentum Global Investment Management	17.05%	14.53%	15.16%
<b>Global property</b>			
Momentum Global Property	0.00%	3.15%	
<b>Global bond</b>			
Amundi	-2.08%	2.37%	4.10%
<b>Global cash</b>			
State Street	1.54%		

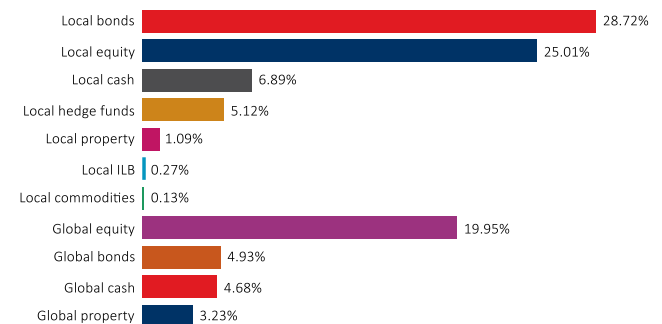
Where no returns are shown, the investment manager has a return history in this portfolio of less than the relevant period (one, three or seven years).

## Cumulative returns



The cumulative growth of the portfolio since launch compared to CPI + 2%.

## Effective asset allocation



## The 10-largest portfolio holdings

Holding	Percentage
Momentum RCIS ZAR Diversified QI FoHF B1	2.99%
Microsoft Corp	2.86%
Nvidia Corporation	2.82%
Apple Inc	2.75%
Prosus NV N	1.94%
Momentum RCIS Multi Mgd ZAR Equity Hedge QI HF B1	1.86%
Republic of South Africa R2037	1.82%
Local cash	1.58%
Amazon.Com Inc	1.55%
Naspers Limited	1.52%

The 10-largest instruments at 31 May 2024, looking through all asset classes held.



## Quarterly portfolio commentary for Q2 2024

Barring a sharp rise in geopolitical tensions, the global economy appears increasingly likely to avoid a hard landing. Despite more muted expectations for policy easing relative to the start of the year, global economic activity is still expected to continue expanding, albeit at a slower pace and below historical averages. We believe the durability of the recovery does not depend on global policy easing but will be supported by still-robust wage growth, declining inflation and ongoing tightness in labour markets.

Although slowing United States (US) growth into 2025 could underpin both global bonds and equities due to the associated more positive rate cut expectations, it will be less supportive for equities should profit fears emerge. Historically, global equities have performed robustly when the US rate-cutting cycle was not accompanied by a recession, whereas they tend to decline somewhat during recessions. Expensive US valuations are the main return risk for global equities going forward. US bonds are presently trading at a discount to US equities, a situation seldom witnessed in the 21st century.

South Africa (SA) has now entered a phase where collective decision-making is crucial for effective governance. As such, the stability of the incoming government will hinge on the political maturity of the political parties represented in parliament. We anticipate that business and consumer confidence will rise in hopes of continued structural reforms, leading to a better economic path. There is potential for growth to exceed our base case of 1% this year and 1.7% next year as accountability and governance improve and policy and reform continuity prevail. Further rand strength could result from developed market central banks lowering interest rates in response to disinflation, though significant appreciation will depend on empirical growth evidence. As tail risks to the currency recede, upside threats to our inflation view of 5.3% this year and 4.5% next year are likely to wane. Should growth outperform expectations, there could be room for more significant rate cuts than the 100 basis points we currently forecast over the next year.

The valuation metrics of the SA equity market have reset to consistently lower levels since the pandemic. SA equities remain very under-owned by local and global portfolio managers, enhancing their rerating potential should there be positive surprises on the domestic economic growth front or if a global risk-on environment takes hold. SA bond yields are attractive against their history in real terms and relative to global yields, with part of the high real yield differential due to a high fiscal risk premium.

The portfolio returned 3.4% for the quarter which was below the benchmark.



## Notes

Changes were made to the strategic asset allocations on 1 July 2023.

The benchmark for the local property component was changed on 1 October 2021 from the FTSE/JSE SA Listed Property Index to the FTSE/JSE All Property Index.

On 1 November 2020, the real return expectation for this portfolio was revised from inflation plus 4% to a range of inflation plus 2% to 3%.

Changes were made to the strategic asset allocations on 31 October 2020.



## Disclosures

The investment policy is underwritten by Momentum Metropolitan Life Limited, which is a registered insurer under the Insurance Act, 18 of 2017. This investment portfolio is administered and managed by Momentum Outcome-based Solutions (Pty) Ltd, an authorised financial services provider (FSP No. 19840) under the Financial Advisory and Intermediary Services Act No.37 of 2002 (FAIS Act), as may be amended and/or replaced from time to time, and a part of Momentum Metropolitan Holdings Limited, rated B-BBEE level 1.

The information used to prepare this factsheet includes information from third-party sources and is for information purposes only. This factsheet does not constitute any form of advice and should not be used as a basis to make investment decisions or as an offer or a solicitation to purchase any specific product. Given that past returns may not be indicative of future returns and the value of investments will fluctuate over time, independent professional advice should always be sought before making an investment decision. Fluctuations in exchange rates may cause the value of international investments, if included in the mandate, to go up or down. Investors should be aware that investing in a financial product entails a level of risk that depends on the nature of the investment. The merits of any investment should be considered together with the investor's specific risk profile and investment objectives. Although reasonable steps have been taken to ensure the validity and accuracy of the information in this factsheet, Momentum Metropolitan Life Limited does not guarantee the accuracy, content, completeness, legality or reliability of the information contained in this factsheet and no warranties and/or representations of any kind, expressed or implied, are given to the nature, standard, accuracy or otherwise of the information provided nor to the suitability or otherwise of the information to your particular circumstances. Under no circumstances shall Momentum Metropolitan Life Limited, its affiliates, directors, officers, employees, representatives or agents (the "Momentum Metropolitan Parties") have any liability to any persons or entities receiving the information made available in this factsheet for any claim, damages, loss or expense, whether caused by Momentum Metropolitan Life Limited or the Momentum Metropolitan Parties' negligence or otherwise, including, without limitation, any direct, indirect, special, incidental, punitive or consequential cost, loss or damages, whether in contract or in delict, arising out of or in connection with information made available in this factsheet, whether relating to any actions, transactions, omissions resulting from this information, or relating to any legal proceedings brought against you as a result of this information, and you agree to indemnify Momentum Metropolitan Life Limited and the Momentum Metropolitan Parties accordingly.

Investment returns for periods exceeding one year are annualised. All returns quoted are before deduction of fees, but after the deduction of performance fees on global underlying investments (where applicable). All returns are daily time-weighted returns. The return for the global component of a portfolio is generated at month-end using the global component's last known price. The return for Consumer Price Index (CPI) is to the end of the previous month.

For investments in collective investments schemes (CIS), please refer to the minimum disclosure document (MDD), which is available from the respective CIS manager. The MDD contains important information relating to investment in the respective CIS.

The information contained in this factsheet is confidential, privileged and only for the use and benefit of the intended recipient and may not be used, published or redistributed without the prior written consent of Momentum Metropolitan Life Limited. Under no circumstances will Momentum Metropolitan Life Limited be liable for any cost, loss or damages arising out of the unauthorised dissemination of this factsheet or the information contained herein, and you agree to indemnify Momentum Metropolitan Life Limited and the Momentum Metropolitan Parties accordingly.

Sources: Momentum Investments, Morningstar, Iress, msci.com, yieldbook.com, ft.com.



## Contact and other information

### Momentum FundsAtWork

269 West Avenue, Centurion, 0157

PO Box 7400, Centurion, 0046

T +27 (0)86 065 7585

F +27 (0)12 675 3970

Email FAWInvestmentQueries@momentum.co.za

Web www.momentum.co.za/FundsAtWork

Signatory of:

