

Momentum Flexible Factor Portfolio Range

Momentum Flexible Factor 3 Portfolio

Factsheet at 31 October 2020

Target return: CPI + 3% p.a.

Investment horizon: Three years

Investments managed by: Momentum Outcome-based Solutions (Pty) Ltd

Momentum outcome-based investing philosophy

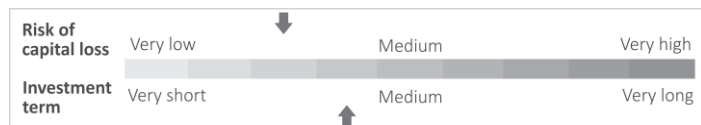
Investment success is about consistently maximising the probability of you achieving your investment goals – whether that is to preserve capital, generate an income stream in retirement or grow wealth within the parameters of a certain risk profile. In response to the ever-evolving investment landscape, we have constructed a range of outcome-based solutions that set their sights beyond mere benchmarks and instead focus on the things that matter the most to you – ensuring we maximise the probability of you achieving your investment goals. Outcome-based investing is about placing your goals at the centre of our investment process.

Investor profile and investment strategy

This portfolio is aimed at investors who are in the preservation phase of investing. It has a short- to medium-term investment horizon and, therefore, the aim is to maintain exposure of between 27.5% and 42.5% to asset classes that should preserve the purchasing power of the capital accumulated. A large emphasis is placed on capital preservation in the shorter term, which is achieved through diversification to defensive strategies and uncorrelated return profiles. The portfolio consists of the full universe of asset classes, including global investments of up to 30% (excluding Africa), and alternative investments. The allocations between asset classes, within these balanced mandates, are actively managed. Through the optimum selection of asset classes, the probability of achieving the outcome is maximised within acceptable risk parameters. It is suitable as a stand-alone portfolio in retirement products, where compliance with Regulation 28 is specifically required.

Portfolio information

Launch date:	March 2011
Benchmark:	Composite: Local equity 15%; Local property 8%; Local bond 15%; Local ILB 20%; Local cash 25%; Global equity 10%; Global property 2%; Global bond 5%
Target:	Inflation plus 3% a year over three-year rolling periods
Reg. 28 compliant:	Yes



Portfolio managers



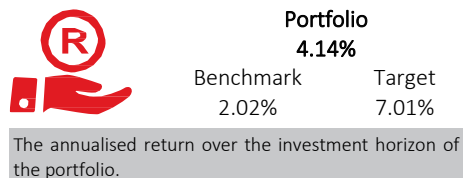
Mohammed Sibda
BCom



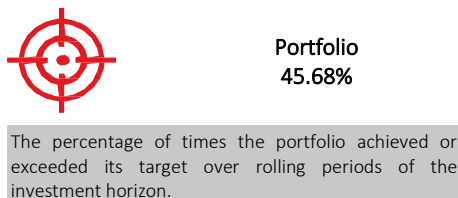
Nina Saad
BSc, CFA

Long-term outcomes

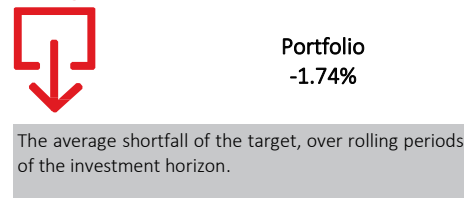
Return over the investment horizon



Hit rate

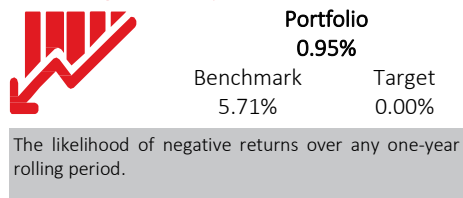


Average shortfall

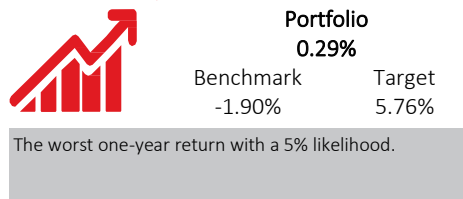


Short-term risk

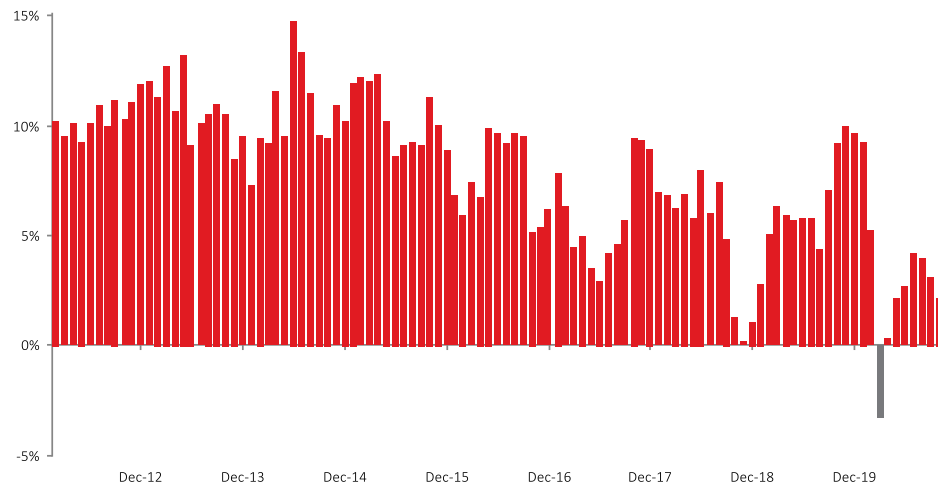
Risk of negative one-year return



Minimum one-year returns



Rolling returns



Portfolio returns over one-year rolling periods since launch.

Investment returns

	One month	Three months	One year	Two years	Three years	Four years	Five years	Six years	Seven years	Launch
Portfolio	0.03%	0.69%	2.17%	5.60%	4.14%	5.43%	5.38%	6.34%	6.77%	7.79%
Benchmark ¹	-1.38%	-2.06%	-2.74%	2.51%	2.02%	3.74%	3.95%	4.89%	5.73%	7.57%
Risk-adjusted ratio ²					0.63	0.93	1.03	1.29	1.43	1.70
Target	0.41%	2.36%	6.00%	6.57%	7.01%	7.28%	7.64%	7.64%	7.82%	8.16%

¹The benchmark is calculated using the strategic allocation weightings below.

²A ratio of the actual return achieved per unit of risk taken.

Index returns

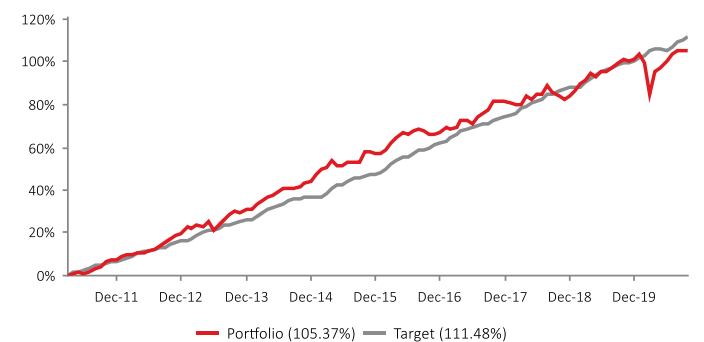
Asset class	Index	One month	One year	Two years	Three years	Five years	Seven years	Strategic allocation
Local equity	FTSE/JSE Shareholder Weighted Capped Index	-4.24%	-12.25%	-3.56%	-5.30%	-1.09%	2.83%	15.00%
Local property	FTSE/JSE SA Listed Property Index	-8.50%	-51.57%	-30.12%	-26.51%	-14.74%	-6.04%	8.00%
Local bond	JSE ASSA All Bond Index	0.89%	4.87%	8.84%	8.49%	7.48%	7.31%	15.00%
Local ILB	JSE ASSA ILB Index	1.16%	-0.75%	0.80%	1.25%	1.91%	3.80%	20.00%
Local cash	Short-term Fixed Interest Composite Index	0.34%	5.94%	6.63%	6.84%	7.07%	6.78%	25.00%
Global equity	MSCI All Countries World Index	-3.51%	14.62%	15.38%	10.77%	11.48%	14.35%	10.00%
Global property	FTSE EPRA/NAREIT Developed Index	-5.29%	-16.72%	0.75%	3.13%	4.13%	9.94%	2.00%
Global bond	FTSE World Government Bond Index	-2.03%	15.57%	13.38%	9.65%	7.58%	9.37%	5.00%

Investment manager allocation and returns

	One year	Three years	Seven years
Local property			
Catalyst	-52.28%	-25.58%	-4.02%
Meago	-51.98%	-26.77%	-5.10%
Momentum Investments	-51.50%		
Local balanced			
Abax Investments	-10.74%	-2.18%	4.64%
Coronation	-4.04%	-0.86%	4.49%
Foord	-2.34%	-1.92%	3.49%
Investec	-6.08%	-0.64%	5.66%
Momentum Protected Equity			
Prescient	-15.76%	-4.27%	2.19%
Local absolute-return			
Absa	3.25%	6.99%	7.44%
Prescient	-0.85%	3.45%	5.36%
Prudential	-8.49%	-1.86%	
Sentio	-5.89%	0.29%	
Tantalum	-3.05%	0.70%	
Local fixed income			
ALUWANI	6.80%	8.30%	8.18%
ALUWANI (ILB)	-1.74%	1.36%	4.05%
Momentum ILB	1.16%		
Momentum Special Opportunities	6.13%	7.88%	
Local cash			
ALUWANI	7.13%	8.33%	8.13%
Liquidity	6.79%		
Momentum Enhanced Yield	7.70%		
Local alternative			
Coherent (Commodity)	12.13%		
Momentum Aggressive FoHF	-5.84%	-1.85%	3.37%
Momentum Alternative Inv. (private equity BB)	-18.39%	-4.69%	2.53%
Momentum Moderate FoHF	3.59%	5.69%	6.62%
Global equity			
Momentum Global Investment Management	13.47%	10.84%	14.41%
Global property			
Momentum Global Property	-16.40%		
Global balanced			
Foord	8.34%	6.94%	11.01%
Investec	15.28%	10.58%	13.66%
Orbis	7.25%	3.28%	9.89%
Global bond			
Amundi	14.34%	9.03%	9.44%

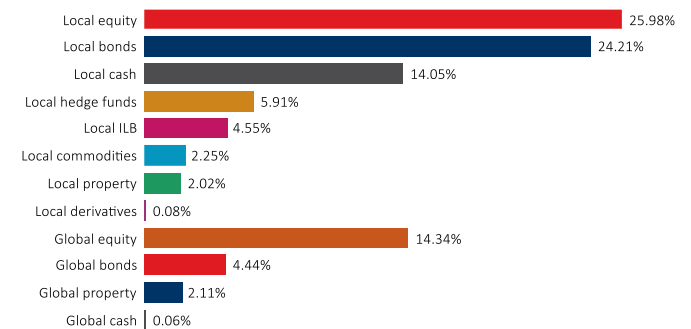
Where no returns are shown, the investment manager has a return history in this portfolio of less than the relevant period (one, three or seven years).

Cumulative returns



The cumulative growth of the portfolio since launch compared to its target.

Effective asset allocation



The 10-largest portfolio holdings

Holding	
Realfin Collective Investment Scheme MRDFB	4.03%
Naspers Limited	2.69%
Republic Of South Africa R186	1.75%
British American Tobacco Plc	1.45%
Republic Of South Africa R209	1.44%
Republic Of South Africa I2025	1.15%
Anglo American Plc	1.13%
Firststrand Limited	1.11%
Republic Of South Africa R202	0.99%
Foreign Currency Usd Receivable	0.99%

The 10-largest instruments at 30 September 2020, looking through all asset classes held.



Quarterly portfolio commentary for Q3 2020

High-frequency data releases and sentiment indicators indicate that a strong bounce back in global economic activity in the third quarter of the year may fizzle out prematurely. The recovery has shown signs of being unbalanced. Businesses have become less pessimistic about the outlook for the economy and corporate earnings, whereas consumer behaviour appears to continue to reflect the uncertainty of COVID-19. Ongoing stimulus is likely necessary to support financial markets and underpin confidence for sustained economic growth. With the blurring of fiscal and monetary policy, it is not clear what will force governments to rein in spending. This raises an additional concern of central banks becoming more vulnerable to political interference. Moreover, inflation expectations are also at risk of becoming unanchored down the line. Even as further restrictions are lifted on the local economy, electricity shortages, policy uncertainty, lingering unemployment, an anticipated rise in bankruptcies, a slow pace of reform and soaring government debt will continue to restrain spending and investment, thereby limiting South Africa's recovery to a below-consensus 2.0% in 2021, in our view, from a contraction of around 8.0% in 2020.

The portfolio returned 1.41% for the quarter, which outperformed the benchmark of negative 0.01%. Being overweight global and local equity contributed to the relative returns, while being underweight local inflation-link bonds detracted from returns.



Notes

The benchmark for the local equity component was changed on 1 November 2017 from the FTSE/JSE Shareholder Weighted Index to the FTSE/JSE Shareholder Weighted Capped Index.

Changes were made to the strategic asset allocations on 30 May 2014 and the benchmark returns were changed from 1 June 2014.



Disclosures

The investment policy is underwritten by Momentum Metropolitan Life Limited, which is a registered insurer under the Long-Term Insurance Act 52 of 1998. This investment portfolio is administered and managed by Momentum Outcome-based Solutions (Pty) Ltd, an authorised financial services provider (FSP No. 19840) under the Financial Advisory and Intermediary Services Act No.37 of 2002 (FAIS Act), as may be amended and/or replaced from time to time, and a part of Momentum Metropolitan Holdings Limited, rated B-BBEE level 1.

The information used to prepare this factsheet includes information from third-party sources and is for information purposes only. This factsheet does not constitute any form of advice and should not be used as a basis to make investment decisions or as an offer or a solicitation to purchase any specific product. Given that past returns may not be indicative of future returns and the value of investments will fluctuate over time, independent professional advice should always be sought before making an investment decision. Fluctuations in exchange rates may cause the value of international investments, if included in the mandate, to go up or down. Investors should be aware that investing in a financial product entails a level of risk that depends on the nature of the investment. The merits of any investment should be considered together with the investor's specific risk profile and investment objectives. Although reasonable steps have been taken to ensure the validity and accuracy of the information in this factsheet, Momentum Metropolitan Life Limited does not guarantee the accuracy, content, completeness, legality or reliability of the information contained in this factsheet and no warranties and/or representations of any kind, expressed or implied, are given to the nature, standard, accuracy or otherwise of the information provided nor to the suitability or otherwise of the information to your particular circumstances. Under no circumstances shall Momentum Metropolitan Life Limited, its affiliates, directors, officers, employees, representatives or agents (the "Momentum Metropolitan Parties") have any liability to any persons or entities receiving the information made available in this factsheet for any claim, damages, loss or expense, whether caused by Momentum Metropolitan Life Limited or the Momentum Metropolitan Parties' negligence or otherwise, including, without limitation, any direct, indirect, special, incidental, punitive or consequential cost, loss or damages, whether in contract or in delict, arising out of or in connection with information made available in this factsheet, whether relating to any actions, transactions, omissions resulting from this information, or relating to any legal proceedings brought against you as a result of this information, and you agree to indemnify Momentum Metropolitan Life Limited and the Momentum Metropolitan Parties accordingly.

Investment returns for periods exceeding one year are annualised. All returns quoted are before deduction of fees, but after the deduction of performance fees on global underlying investments (where applicable). All returns are daily time-weighted returns. The return for the global component of a portfolio is generated at month-end using the global component's last known price. The return for Consumer Price Index (CPI) is to the end of the previous month.

For investments in collective investments schemes (CIS), please refer to the minimum disclosure document (MDD), which is available from the respective CIS manager. The MDD contains important information relating to investment in the respective CIS.

The information contained in this factsheet is confidential, privileged and only for the use and benefit of the intended recipient and may not be used, published or redistributed without the prior written consent of Momentum Metropolitan Life Limited. Under no circumstances will Momentum Metropolitan Life Limited be liable for any cost, loss or damages arising out of the unauthorised dissemination of this factsheet or the information contained herein, and you agree to indemnify Momentum Metropolitan Life Limited and the Momentum Metropolitan Parties accordingly.

Sources: Momentum Investments, Morningstar, Iress, msci.com, yieldbook.com, ft.com.



Contact and other information

Momentum FundsAtWork

269 West Avenue, Centurion, 0157

PO Box 7400, Centurion, 0046

T +27 (0)86 065 7585

F +27 (0)12 675 3970

Email FAWInvestmentQueries@momentum.co.za

Web www.momentum.co.za/FundsAtWork

Signatory of:

